


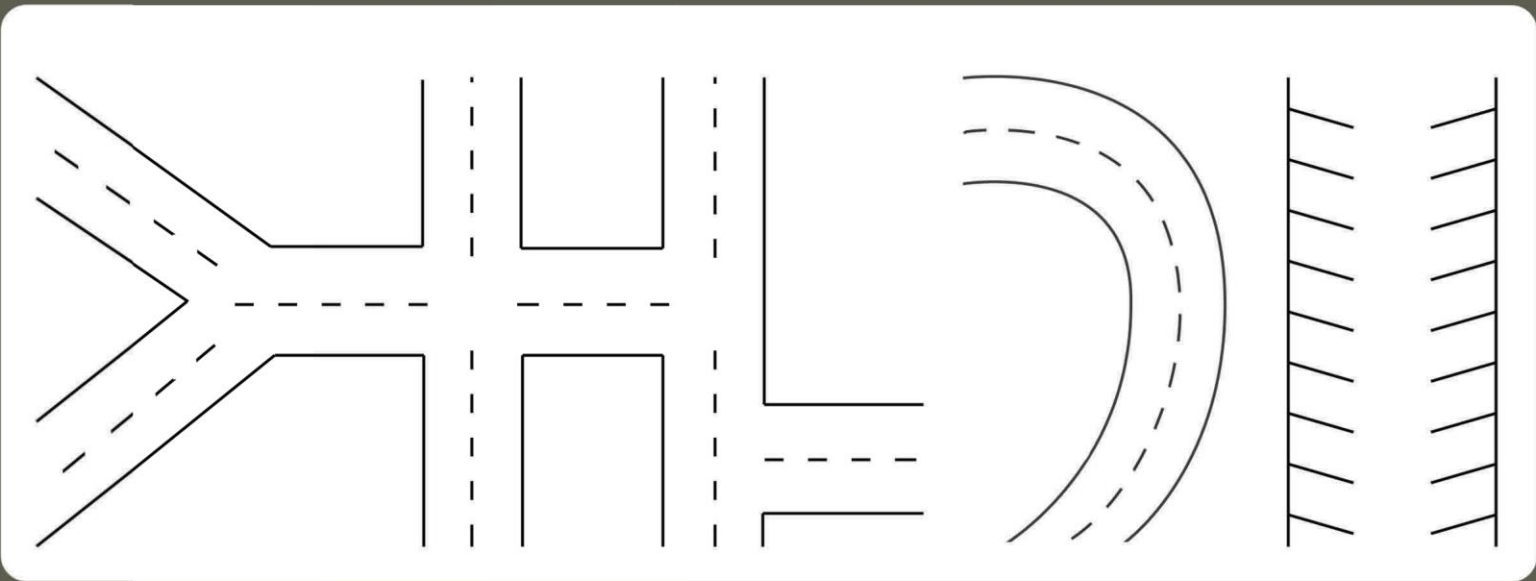
ILLUSTRATE POSITION OF VEHICLES AT TIME OF COLLISION:

INSTRUCTIONS:

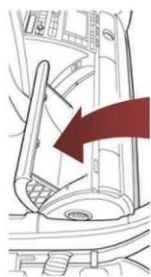
① SHOW VEHICLES AS YOU  OTHER 

② SHOW SKID MARKS LABEL EACH STREET SHOW STOP OR SLOW SIGNS

③ INDICATE DIRECTIONS N S E W



KEEP IN GLOVE COMPARTMENT OF YOUR VEHICLE.



## WHAT TO DO IN CASE OF AN ACCIDENT

## REPORT ANY ACCIDENT TO YOUR AGENT IMMEDIATELY

- ① Keep calm.
- ② Do not argue or admit liability.
- ③ If there are injuries, immediately call 911.
- ④ Put out emergency reflectors.
- ⑤ Take photos of the accident scene, skid marks and damages to each vehicle **BEFORE** the vehicles are moved. If you don't have a camera, use your cellular phone to take photos.
- ⑥ Contact your supervisor immediately.
- ⑦ Record ALL accident information on this card.

